

In this Issue

President's
Message Page 1

Greetings
from VP Page 2

Meet Your
INAIR Board
Members Page 3

Conference
2021
Highlights Page 4

Treasurer's
Report Page 5

Mascot
Winners Page 6

PRESIDENT'S MESSAGE



Hello INAIR Colleagues,

The past year has brought many advances and challenges to INAIR. This past year brought the introduction of the Friday Forums which covered topics ranging from Assessment to Diversity. These forums have received such positive feedback that the INAIR board is currently working on topics for the 2021-22 year to continue the success of this new INAIR outreach opportunity. Thank you to Sharon Wavle for starting these forums and providing a platform for continued outreach for INAIR members throughout the year.

Next, appreciation is due to the INAIR Board and conference planning committee members who worked tirelessly all year to organize vendors, cultivate program content, and take care of all the details that go into hosting a virtual conference. On behalf of the INAIR Board I would like to thank all of the presenters, speakers, and sponsors that made this year's INAIR conference a success.

In this newsletter, you will find conference highlights and learn more about your 2021-2022 INAIR Board. This year the Board is discussing how INAIR can support and provide additional benefits to our members throughout the year. The board is looking into the value of an INAIR membership beyond merely attending the annual INAIR conference. We also are considering what our 2022 Annual Conference will look like. If you have any comments, suggestions, questions, or concerns please reach out to any board member or to me at jm805@evansville.edu.

Take Care Everyone,

Jordan Mays
INAIR President

GREETINGS FROM VICE PRESIDENT



Hello INAIR Colleagues,

I'm excited to join the INAIR leadership team as the Vice President this year. As many of you are aware, the VP's primary responsibility is planning the 2022 conference. The 2021 conference set a high bar for what we aim to do in the next year, proving that virtual formats work and allow for people to attend without needing the travel budget. But we also heard feedback that participants missed the opportunity to network with colleagues and wanted more choice in breakout session offerings.

Our vision for the 2022 INAIR Conference is to leverage technology where we can with the goal of planning an in-person conference somewhere in the greater Indianapolis area. Here's what we, INAIR leadership, need from our valued INAIR colleagues and members:

- **We need you to showcase your institutional work by participating as conference session presenters or discussion moderators.** Even if you think what you're doing is 'typical' or 'par for the course in IR', I can assure you that there's a handful of colleagues at other institutions who haven't explored that idea yet or want to know more. Serving as a presenter is also a valuable way to contribute back to INAIR as a member. We'll put out a call for presentation proposals in November, so be thinking ahead to what you would be able to share with your INAIR colleagues next year.
- **We need to know if you'll have a travel budget.** While we want to plan an in-person conference, if a large proportion of our members won't have funds for professional development travel, this will be a key consideration in planning the 2022 conference. In the fall, we plan to send out a conference survey to see what the budgetary and travel landscape looks like for members, and will ask for your quick response so that we can plan.
- **We need you to tell us what new technology needs your institution is considering.** Is your institution looking at purchasing new IR, SIS, CRM, LMS, or AI product in the next 12-18 months? Are you ending an existing contract and looking for a new technology partner? If we can leverage our membership interest, this is much more attractive to a potential sponsor. As part of the fall conference survey, we will ask you to identify potential vendors, products, or solutions being discussed at your institution which may help us secure vendor sponsorships.

I'm excited to lead the committee as we plan next year's conference. If you have any ideas, suggestions, or comments I welcome your feedback via email at bkile@marian.edu.


Sincerely,
Brooke Kile
INAIR Vice President and 2022 Conference Chair

Meet Your 2021-22 INAIR Board Members



Jordan Mays
President

- Institution: University of Evansville
- Title: Data Analyst
- First INAIR Conference: 2014
- Fun Fact: I am an avid musician who has played bass for over 27 years.



Brooke Kile
*Vice President & 2021
Conference Chair*

- Institution: Marian University
- Title: Director, Institutional Research
- First INAIR Conference: 2021
- Fun Fact: I grew up in Minnesota playing a game called 'Duck Duck Gray Duck'. I didn't find out until I left the state to attend college that everyone else calls it 'Duck Duck Goose'.



Sharon Wavle
*Immediate Past
President*

- Institution: Indiana University
- Title: Associate Director, Decision Support and Reporting, Office of Online Education
- First INAIR Conference: 2013
- Fun Fact: I played clarinet in high school and aspired to go to Julliard and become a world-famous clarinetist. We can see how that turned out.




Ken Pattillo
Treasurer

- Institution: Indiana University Bloomington
- Title: IR Data Analyst
- First INAIR Conference: March 2018
- Fun Fact: Worked as a carpenter for 10 years. Still a woodworking hobbyist.



Amy Ribera
Secretary

- Institution: Indiana University School of Medicine
- Title: Director of Research and Evaluation
- First INAIR Conference: 2013
- Fun Fact: I love to run and was the only person on my HS cross-country team.




Kimela (Kim) Meeks
*Member-at-Large
(Conference Planning)*

- Institution: Vincennes University
- Title: Analyst, Institutional Research
- First INAIR Conference: 2003
- Fun Fact: I love crafting; crocheting, and designing SVG images and working with vinyl (for t-shirts, glass, signs, etc.).



Sara Spalding
*Member-at-Large
(Conference Planning)*

- Institution: Indiana University Southeast
- Title: Assessment and Research Specialist
- First INAIR Conference: 2016
- Fun Fact: I grew up in rural Kentucky in a town that has zero traffic lights.



Jennifer Holscher
*Member-at-Large
(Web Administrator)*

- Institution: Vincennes University
- Title: Director of Institutional Research
- First INAIR Conference: 2016
- Fun Fact: I have visited every state in the United States. My goal is to visit every national park!



Kathrine Dwyer
*Member-at-Large
(Membership)*

- Institution: Manchester University
- Title: Administrative and Institutional Research Officer
- First INAIR Conference: 2020
- Fun Fact: I became a Master Gardener Intern in December 2019 and am an avid hunter of hornworms!



Sean Tierney
ICHE Liaison

- Institution: Indiana Commission for Higher Education
- Title: Associate Commissioner for Policy and Research
- Fun Fact: I am trying to visit every state capital

CONFERENCE 2021 HIGHLIGHTS: POST-SURVEY RESULTS

We would like to give our sincere thanks to the 124 individuals from 28 institutions, 10 sponsor attendees, and keynote speakers who contributed to the huge success of the 35th Annual INAIR Conference. This success is in large part due to those who came eagerly to learn and network with colleagues in a new virtual platform. The conference planning committee appreciates all who helped make this professional development event meaningful and engaging for our members. Thank you to those who took the time to provide post-conference feedback.

Respondent profile: Of the 124 attendees, 39 responded to our post-conference survey, resulting in a response rate of 31%. Of these individuals, 67% worked at a 4-year public institution, 26% at a 4-year private, and the remaining 8% were from 2-year private institution. About half of the respondents have attended the conference 2 to 5 times before and a quarter have participated in 10 or more times. Many of our respondents had at least 6 years of experience in the field (53.8%) and slightly less (46.2%) had 5 years or less experience.

Conference satisfaction: Results were generally favorable for several sessions and networking opportunities. All participants of the Newcomer’s Workshop were either ‘satisfied’ or ‘very satisfied’ with the session presented by Dr. Andrea Engle. An overwhelming majority responded favorably to the Webber’s and Zheng’s Opening Keynote Address as well as our Closing Business Meeting and Awards Ceremony.

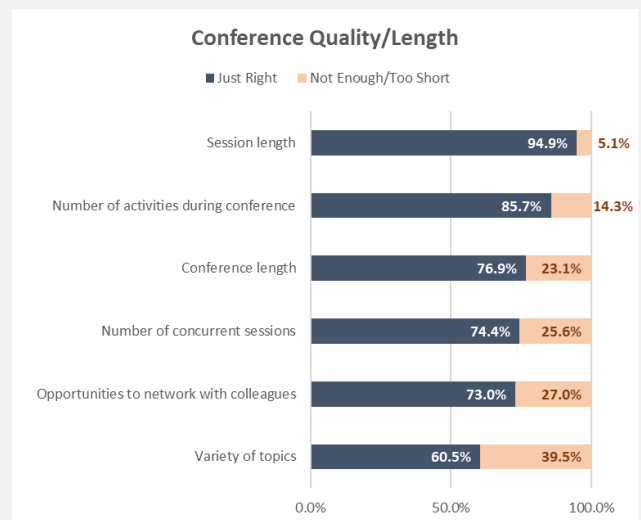
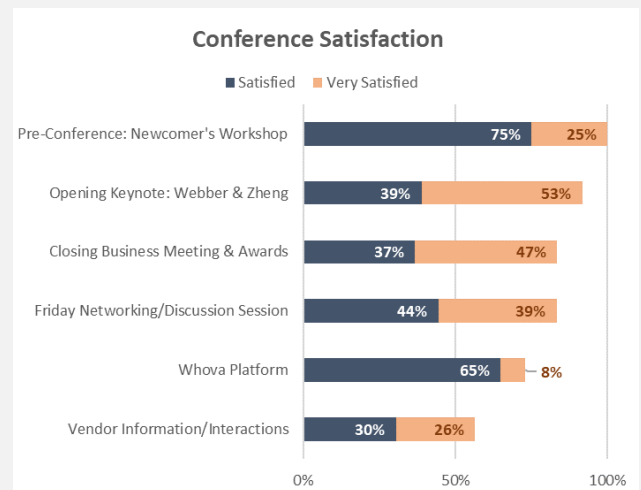
Conference Quality/Length: While 39.5% agreed that the variety of topics was not enough, 94.9% of respondents said the session length was ‘just right’. The right balance of activities and overall conference length was also achieved.

What did you like best? 27 individuals took the time to share their opinion. An analysis of the comments tells us that you most enjoyed/appreciated:

- Networking and reconnecting with your colleagues (6 mentions)
- Learning from colleagues (6 mentions)
- Whova platform (5 mentions)
- Ease of attending a virtual conference (3 mentions)
- Keynote presenters (2 mentions)
- Mascot contest (2 mentions)

What could be improved? 22 of you provided some great suggestions, with several mentioned more than once:

- Move conference to in-person (9 mentions)
- Add more concurrent sessions (6 mentions)
- If virtual again, consider a different platform than Whova (4 mentions)



TREASURER'S REPORT

**INDIANA ASSOCIATION FOR INSTITUTIONAL RESEARCH
2019-2020 FINANCIAL STATEMENT - YEAR-END
6/30/2020**

Balance Sheet¹

Assets		
Cash (checking/savings/PayPal) ²	\$	8,676.90
US Treasury I-Series Savings Bond ³	\$	11,520.00
Total Assets	\$	20,196.90
Liabilities		
AIR Travel Grant Payable ⁴	\$	(2,500.00)
Total Liabilities	\$	(2,500.00)
Total Assets and Liabilities	\$	17,696.90
Fund Balances		
Available Cash	\$	6,176.90
US Treasury I-Series Savings Bond	\$	11,520.00
Total Fund Balances	\$	17,696.90



Income Statement⁵

	2019	2020
Revenue		
Membership Dues (gross)	\$ 3,060.00	\$ 3,570.00
Sub-Total – Membership	\$ 3,060.00	\$ 3,570.00
Conference Registration Fees (gross)	\$ 12,220.00	\$ 15,580.00
Conference Sponsor Fees (gross)	\$ 3,140.00	\$ 2,500.00
Sub-Total – Conference	\$ 15,360.00	\$ 18,080.00
Interest Income ⁶	\$ 240.02	\$ 314.78
AIR Travel Grant	\$ 500.00	\$ 500.00
Miscellaneous Income ⁷	\$ 500.00	-
Sub-Total – Other Revenue	\$ 1,240.02	\$ 814.78
Total Revenue	\$ 19,660.02	\$ 22,464.78
Expenses		
Website Expense ⁸	\$ (313.13)	\$ (31.03)
Miscellaneous Expenses	\$ (22.00)	-
Signage	\$ (540.14)	-
AIR Travel Grant	\$ -	-
Insurance Premium ⁹	\$ (565.00)	\$ (565.00)
Sub-Total – Non Conference Expenses	\$ (1,440.27)	\$ (596.03)
2020 Conference Expenses		
Speaker	\$ (500.00)	-
Conference Refunds ¹⁰	\$ -	\$ -
Merchant Fees ¹¹	\$ (187.06)	\$ (273.58)
Plaques/Recognition	\$ (224.00)	\$ (305.00)
Supplies ¹²	\$ (1,068.79)	\$ (335.41)
Management Fee	\$ (500.00)	\$ (500.00)
Food and Beverage	\$ (8,449.53)	\$ (9,548.52)
Conference Room Rental	\$ (2,815.00)	\$ (6,494.56)
IPEDS Workshop Reimbursement ¹³	-	\$ 1,040.00
Parking	\$ (525.00)	\$ (1,099.00)
AV Costs	\$ (1,960.00)	\$ (2,585.00)
Sub-Total – 2020 Conference Expenses	\$ (16,229.38)	\$ (20,101.07)
Total Expenses	\$ (17,669.65)	\$ (20,697.10)
Net Increase (Decrease) in Available Cash¹⁴	\$ 1,990.37	\$ 1,767.68

Year-to-Date Cash Flow Summary¹⁵

Available Cash Balance		
Beginning Cash (7/1/2019)	\$	18,429.22
Net Increase (Decrease) in Available Cash	\$	1,767.68
Ending Cash (6/30/2020)	\$	20,196.90
Outstanding Liabilities	\$	(2,500.00)
True Available Cash 6/30/2020	\$	17,696.90



INAIR Pet Mascot Contest Winners!

First Place: Ducks – 15 votes



Baby Ducks!

Second Place: Lucy and Molly – 9 votes each



Lucy



Molly

Third Place: Goofy Stan – 8 votes

Goofy Stan

