

PRESIDENT'S MESSAGE

In this Issue

President's Message	Page 1
Greetings from VP	Page 2
Meet Your INAIR Board Members	Page 3
2022 Conference Highlights	Pages 4-5
FY2021 Treasurer's Report	Page 6
Mascot Winners & Contenders	Pages 7-9



Hello INAIR Colleagues,

As we close the second year of new normal and we enter a post-pandemic future, the role of IR professionals continues to be in flux as we help our institutions look back and understand what happened while simultaneously charting a path forward amidst a changing landscape. For those of you able to attend this year's 2022 INAIR

Conference, I think you will agree that our INAIR colleagues are key players in shaping what our profession looks like at the national level. The entire INAIR Board was thoroughly impressed with the level, depth and quality of the content presented as this year's conference. You will find a high-level overview of the conference feedback later in a later section of this newsletter.

The conference Whova site is still available to 2022 conference attendees through June 25, 2022. We've uploaded video links to all of the sessions as well as handouts from the Keynote Address from Dr. Krista Longtin. If you missed a session or want to watch a session again, please visit our conference site: https://whova.com/portal/webapp/iairi_202203/ In this newsletter you will find conference highlights, learn a bit more about the INAIR Board, and a preview of our plans for the 2023 INAIR Conference. Additionally, the Board is still considering how we can support our members throughout the year beyond the INAIR conference. If you have ideas on what you would like to see (Friday Forums? Panel Discussion? Local Coffee Meetups/Networking?), please reach out to any Board member or me directly at bkile@marian.edu.

It was an honor to serve as the 2022 INAIR Vice President; I am looking forward to serving as President for 2023. Thank you to my colleagues on the INAIR Board and to all of you for supporting such a fantastic regional affiliate organization.

Brooke Kile
INAIR President

GREETINGS FROM OUR VICE PRESIDENT



Hello INAIR Members!

It's an honor to be serving in a new role on the executive board as the INAIR Vice-President and 2023 Conference Chair. As incoming VP my primary responsibility will be to plan the 37th Annual Conference. Our aim is to return to in-person meeting next spring, allowing us to reconnect with colleagues across the state. INAIR's rich network of IR professionals is one of the true gems of this organization and we hope to reestablish those connections and build on our strong traditions.

While I expect planning for the 2023 conference will be a challenge, I am very thankful for the support of our at-large conference planning members, Sara Spalding and Kim Meeks, along with President Brooke Kile and the other board members. We will also lean heavily on the experiences of our Immediate Past President, Sharon Wavle, as she was the last person to plan an in-person meeting before the pandemic.

We are currently researching conference locations and plan to meet in the coming weeks to weigh our options. The board is mindful of budget and travel restrictions that many of our colleagues have and will use information gathered from this past conference to make the final decision.

As a board, our primary responsibility is to serve the needs of the INAIR community. Your input is critically important to us to make the 2023 INAIR conference a great success. Please share any thoughts or insights that you might have about the format or any related details.

I wish you a wonderful, relaxing summer! Please be on the lookout for a Save-the-Date in your inbox soon.

Best,
Amy Ribera
akribera@iu.edu

Meet Your 2022-23 INAIR Board Members



Brooke Kile
President

- Institution: Marian University
- Title: Director, Institutional Research
- First INAIR Conference: 2021
- Fun Fact: I spent the first ten years of my career working Financial Aid Administration.



Amy Ribera
*Vice President & 2023
Conference Chair*

- Institution: Indiana University School of Medicine
- Title: Director of Research and Evaluation
- First INAIR Conference: 2013
- I love to coach my daughter's 6U tee-ball team. Go Pink Panthers!




Sharon Wavle
*Immediate Past
President*

- Institution: Indiana University
- Title: Associate Director, Decision Support and Reporting, Office of Online Education
- First INAIR Conference: 2013
- Fun Fact: I played clarinet in high school and aspired to go to Julliard and become a world-famous clarinetist. We can see how that turned out.




Ken Pattillo
Treasurer

- Institution: Indiana University
- Title: IR Data Analyst
- First INAIR Conference: March 2018
- Fun Fact: Worked as a carpenter for 10 years. Still a woodworking hobbyist.



Diana Hooten
Secretary

- Institution: Indiana State University
- Title: Institutional Research Analyst
- First INAIR Conference: 2019
- Fun Fact: I grew up helping to raise baby bears.




Kimela (Kim) Meeks
*Member-at-Large
(Conference Planning)*

- Institution: Vincennes University
- Title: Analyst, Institutional Research
- First INAIR Conference: 2003
- Fun Fact: I love crafting; crocheting, and designing SVG images and working with vinyl (for t-shirts, glass, signs, etc.).



Sara Spalding
*Member-at-Large
(Conference Planning)*

- Institution: Indiana University Southeast
- Title: Assessment and Research Specialist
- First INAIR Conference: 2016
- Fun Fact: I grew up in rural Kentucky in a town that has zero traffic lights.



Jennifer Holscher
*Member-at-Large
(Web Administrator)*

- Institution: Vincennes University
- Title: Director of Institutional Research
- First INAIR Conference: 2016
- Fun Fact: I have visited every state in the United States. My goal is to visit every national park!



Kathrine Dwyer
*Member-at-Large
(Membership)*

- Institution: Manchester University
- Title: Administrative and Institutional Research Officer
- First INAIR Conference: 2020
- Fun Fact: I became a Master Gardener Intern in December 2019 and am an avid hunter of hornworms!



Sean Tierney
ICHE Liaison

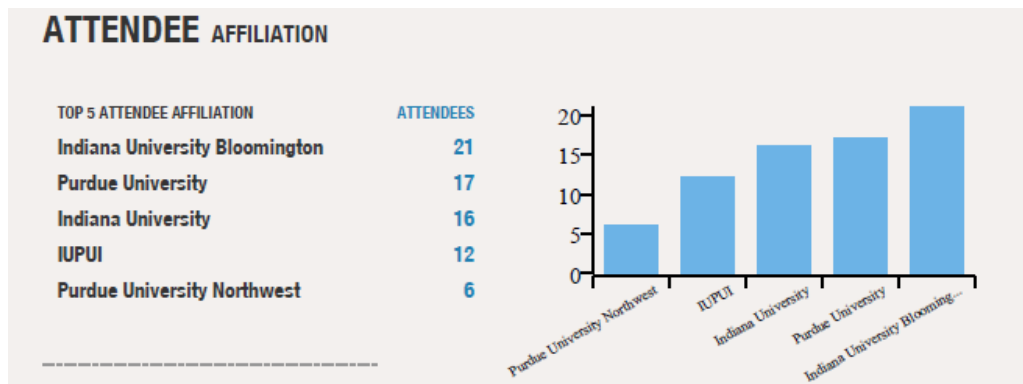
- Institution: Indiana Commission for Higher Education
- Title: Associate Commissioner for Policy and Research
- Fun Fact: I am trying to visit every state capital

2022 CONFERENCE HIGHLIGHTS: POST-SURVEY RESULTS

Thank you to the 115 conference attendees from 34 institutions, including 44 speakers and roundtable panelists, who contributed to the success of our 36th annual INAIR Conference. With our second year using the Whova platform, we saw many more attendees taking advantage of the engagement opportunities this year like posting photos, sharing 9 articles, contributing to over 200 community message board posts, and sending almost 300 messages to colleagues through the app platform

2022 Conference Attendees Profile

Our four-year public institutions topped the attendee affiliation according to the Whova app:



Of the 115 attendees, 51 responded to our post-conference survey for a response rate of 44% (up from last year's response rate of 31%). 65% of our respondents came from public 4-year institutions, 27% from private 4-year institutions, 6% from 2-year institutions, and the remaining 2% were retired.

Fifty-seven percent of our attendees reported at least 6 years of IR experience. When asked about current role/position, 41% of respondents indicated their position was 'Director or higher' while 37% respondents indicated a position of 'Analyst/Programmer'.

Years of Experience	% of Total
Less than 1 year experience	12%
1-5 years experience	31%
6-10 years experience	20%
11-20 years experience	18%
More than 20 years experience	20%
Total	100%

The majority of our respondents (71%) reported their primary area of responsibility as Institutional Research.

2022 Conference Survey – Conference Evaluation

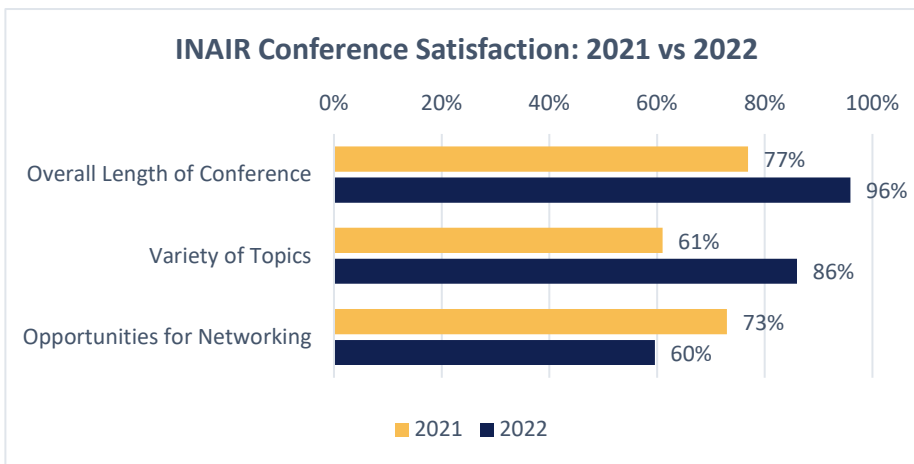
Conference survey respondents reported high levels of satisfaction overall with 96% agreeing or strongly agreeing that 'INAIR 2022 was worth my time' and 98% of survey respondents agreeing or strongly agreeing they 'Learned something new' at the 2022 conference.

2022 CONFERENCE HIGHLIGHTS: POST-SURVEY RESULTS, cont.

% Satisfied or Very Satisfied	2021	2022
Newcomer's Workshop	100%	100%
Opening Keynote	92%	98%
Friday Networking/Coffee Hour	92%	98%

This year conference survey respondents had slightly higher satisfaction with the Keynote Address and Friday Networking/Coffee Hour as last year's virtual conference.

Last year, our conference attendees reported wanting a better variety or number of concurrent session topics. This year, thanks to our membership submitting proposals, we were able to increase satisfaction of our conference survey respondents to this from 61% last year to 86% this year.



98% of conference respondents were satisfied or very satisfied with the Keynote, 94% of respondents were satisfied or very satisfied with the Whova app, and 96% of respondents indicated the overall length of the conference was 'just right'.

Where we saw less satisfaction from conference attendees was in the opportunities for networking with colleagues compared to last year, dropping from 73% to 60%. This sentiment was echoed in the open-ended comments of people wanting more encouragement of networking during the conference and how to include more opportunities for this.

Finally, we asked respondents about plans for next year and while a majority responded to go back to in-person, a slightly smaller percentage of respondents wanted to stay in virtual format.

Go Back to In Person?	% of Total
Yes, return to in person	58%
No, stay virtual	42%
Total Attending	100%

INDIANA ASSOCIATION FOR INSTITUTIONAL RESEARCH
2020-2021 FINANCIAL STATEMENT - YEAR-END
6/30/2021

Balance Sheet¹

Assets		
Cash (checking/savings/PayPal) ²	\$	12,312.34
US Treasury I-Series Savings Bond ³	\$	11,712.00
Total Assets	\$	24,024.34
Liabilities		
AIR Travel Grant Payable ⁴	\$	(2,500.00)
Total Liabilities	\$	(2,600.00)
Total Assets and Liabilities	\$	21,524.34
Fund Balances		
Available Cash	\$	9,812.34
US Treasury I-Series Savings Bond	\$	11,712.00
Total Fund Balances	\$	21,524.34



Income Statement⁵

	2020	2021
Revenue		
Membership Dues (gross)	\$ 3,570.00	\$ 3,240.00
Sub-Total – Membership	\$ 3,570.00	\$ 3,240.00
Conference Registration Fees (gross) ⁶	\$ 15,580.00	\$ -
Conference Sponsor Fees (gross)	\$ 2,500.00	\$ 2,680.00
Sub-Total – Conference	\$ 18,080.00	\$ 2,680.00
Interest Income ⁷	\$ 314.78	\$ 196.01
AIR Travel Grant	\$ 500.00	\$ -
Miscellaneous Income ⁸	\$ 500.00	\$ -
Sub-Total – Other Revenue	\$ 1,314.78	\$ 196.01
Total Revenue	\$ 22,964.78	\$ 6,116.01
Expenses		
Website Expense ⁹	\$ (31.03)	\$ (282.10)
Miscellaneous Expenses	\$ -	\$ -
Signage	\$ -	\$ -
AIR Travel Grant	\$ -	\$ -
Insurance Premium ¹⁰	\$ (565.00)	\$ (90.00)
Sub-Total – Non Conference Expenses	\$ (688.03)	\$ (372.10)
2021 Conference Expenses		
Speaker	\$ -	\$ -
Conference Refunds ¹¹	\$ -	\$ -
Merchant Fees ¹²	\$ (273.58)	\$ (94.28)
Plaques/Recognition	\$ (305.00)	\$ (383.19)
Supplies ¹³	\$ (335.41)	\$ -
Management Fee	\$ (500.00)	\$ -
Food and Beverage	\$ (9,548.52)	\$ -
Conference Room Rental	\$ (6,494.56)	\$ (1,439.00)
IPEDS Workshop Reimbursement ¹⁴	\$ 1,040.00	\$ -
Parking	\$ (1,099.00)	\$ -
AV Costs	\$ (2,585.00)	\$ -
Sub-Total – 2021 Conference Expenses	\$ (20,101.07)	\$ (1,818.47)
Total Expenses	\$ (20,697.10)	\$ (2,288.57)
Net Increase (Decrease) in Available Cash¹⁵	\$ 2,267.68	\$ 3,827.44

Year-to-Date Cash Flow Summary¹⁶

Available Cash Balance		
Beginning Cash (7/1/2020)	\$	20,196.90
Net Increase (Decrease) in Available Cash	\$	3,827.44
Ending Cash (6/30/2021)	\$	24,024.34
Outstanding Liabilities	\$	(2,500.00)
True Available Cash 6/30/2021	\$	21,524.34



INAIR Pet Mascot Contest Winners!

1st Place



Joseph Finke
PhD Student, Indiana University
Bloomington

2nd
Place



Lindsey Boersma
Assistant Director, Indiana University
Bloomington

3rd
Place




Brian Pickerill
Assoc. Director, Analytics Ball State
University



Chelsea Deatrick
Data Analyst, Indiana University

Wall of Mascots: Contenders



Wall of Mascots: Contenders, cont.

